



SELECTION GUIDE FOR LEVELLING AND PATCHING COMPOUNDS



MAPEI SELF-LEVELLING AND THIXO WITH AN EXTREMELY LOW EMISSION LEVEL



SELF-LEVELLING SMOOTHING COMPOUNDS



MAPEI has always been committed to research and development into products which safeguard the environment, the health of those who use them and of those who use the areas where they are applied, and since 1980, has developed a series of products which emit an extremely low level of volatile organic compounds. These products have been used for decades on sites all over the world for laying resilient and textile floors, and have been certified "EMICODE EC1 - extremely low emission level of volatile organic compounds" and "EMICODE EC1 PLUS - extremely low emission level of volatile organic compounds - Plus" - awarded by GEV (Gemeinschaft Emissionskontrollierte Verlegewerkstoffe Klebstoffe und Bauprodukte e.V.), a German association which controls the emission levels of products used for laying floors, adhesives and other materials used in the building industry. MAPEI's strong commitment to the environment and ECO-SUSTAINABLE buildings has also led the company to provide products with an extremely low level of VOC for installing ceramic tiles, natural stone and wood floorings which are also GEV certified, and which carry the EMICODE EC1 and EMICODE EC1 PLUS seal of approval, which may be found in the catalogue as follows:

MAXIMUM EMISSION LIMITS FOR EC1 AND EC1 PLUS PRODUCTS

	Products EMICODE EC1 Plus	Products EMICODE EC1
Emissions 3 days after laying	TVOC \leq 750 $\mu\text{g}/\text{m}^3$	TVOC \leq 1000 $\mu\text{g}/\text{m}^3$
Emissions 28 days after laying	TVOC \leq 60 $\mu\text{g}/\text{m}^3$ TSVOC \leq 40 $\mu\text{g}/\text{m}^3$	TVOC \leq 100 $\mu\text{g}/\text{m}^3$ TSVOC \leq 50 $\mu\text{g}/\text{m}^3$



green building council australia
MEMBER

TROPIC SMOOTHING COMPOUNDS

EL OF VOLATILE ORGANIC COMPOUNDS



THIXOTROPIC SMOOTHING COMPOUNDS

SINCE 2008 ALL THE MAPEI PRODUCTS FOR LEVELLING SUBSTRATES ARE CE MARKED AND CLASSIFIED ACCORDING TO THE EUROPEAN CLASSIFICATION FOR PRE-BLENDED MORTARS FOR SCREEDS EN 13813

The new European Standard for pre-blenched mortars for screeds (EN 13813 "Screed material and floor screeds - Screed material - Properties and requirements"), has now become effective. This norm allows to classify the pre-blenched mortars on the basis of the nature of the binders employed and on their physical and elasto-mechanical characteristics. This norm has been extended to leveling compounds as well.

In particular, the standard symbols illustrated here below have been adopted for **Topcem Pronto** and **Mapecem Pronto** pre-blenched mortars for screeds and the levelling compounds of MAPEI range, to indicate the following:



- Screeds made using **Topcem Pronto**, in accordance with the indications contained in the Technical Data Sheet, are class CT (cementitious binder-based), C30 (compressive strength after 28 days equal to at least 30 N/mm²), F6 (flexural strength after 28 days equal to at least 6 N/mm²), A1_n (reaction to fire class).



- Screeds made using **Mapecem Pronto**, in accordance with the indications contained in the Technical Data Sheet, are class CT (cementitious binder-based), C60 (compressive strength after 28 days equal to at least 60 N/mm²), F10 (flexural strength after 28 days equal to at least 10 N/mm²), A1_n (reaction to fire class).



- Levelling compounds made using **Ultraplan**, in accordance with the indications contained in the Technical Data Sheet, are class CT (cementitious binder-based), C30 (compressive strength after 28 days equal to at least 30 N/mm²), F7 (flexural strength after 28 days equal to at least 7 N/mm²), A2_n (reaction to fire class).

As with adhesives used for ceramic tiles and other product categories, according to the European Directive 89/106 for products used in construction work, it is also obligatory to apply the CE mark on the packaging of pre-blenched mortars for screeds in order to favour free trade within the member States of the European Community. The CE mark on the packaging is a guarantee for the user that the manufacturer has respected the following directives:

- the screed and the levelling compound, if made according to the indications contained in the Technical Data Sheet, possess the mechanical characteristics and belong to the reaction to fire class indicated by the CE mark;
- the manufacturer has issued a signed Declaration of Compliance (EC Declaration) certificate, with which they assume all responsibility regarding declaration of the CE mark;
- with reference to the "Directive 89/106", during production, the manufacturer is obliged to carry out controls guaranteeing the declared characteristics of the product.



SELF-LEVELLING SMOOTHING COMPOUNDS AND REPAIR MORTARS

SELF-LEVELLING SMOOTHING COMPOUNDS



Adesilex P4



- ▶ Fast-hardening cementitious smoothing compound for interiors and exteriors.
- ▶ **Pot life:** 45 minutes
- ▶ **Open time:** 15 minutes
- ▶ **Install tiles:** 3 - 4 hours



Latexplan Trade



- ▶ Two-part, smoothing and levelling compound particularly suitable for levelling timber substrates
- ▶ **Thickness per coat:** 1 to 10 mm
- ▶ **Setting time:** 45 - 60 minutes
- ▶ **Light foot traffic:** 1.5 - 2 hours
- ▶ **Install flooring:** 12 hours



UC Leveller




- ▶ Fast hardening levelling smoothing compound recommended for pumping.
- ▶ **Thickness per coat:** 3 to 70 mm
- ▶ **Setting time:** 2 - 4 hours
- ▶ **Light foot traffic:** 12 hours
- ▶ **Install flooring:** 24 hours



Novoplan 21



- ▶ Fast hardening levelling and smoothing compound used in interiors prior to laying carpet, vinyl or ceramics where resistance to heavy loads and traffic is required
- ▶ **Thickness per coat:** 1 to 10mm
- ▶ **Setting time:** 50 - 70 minutes
- ▶ **Light foot traffic:** 3 - 4 hours
- ▶ **Install flooring:** 24 hours



Ultraplan Eco




- ▶ Fast hardening levelling and smoothing compound with very low emission of volatile organic compounds (VOC).
- ▶ **Thickness per coat:** 1 to 10 mm
- ▶ **Setting time:** 50 - 70 minutes
- ▶ **Light foot traffic:** 3 hours
- ▶ **Install flooring:** 12 hours
(24 hours for timber floors)



Ultraplan Maxi



- ▶ Fast hardening levelling and smoothing compound suitable to install all types of flooring where resistance to loads and traffic is required.
- ▶ **Thickness per coat:** 3 to 30 mm
- ▶ **Setting time:** 50 - 70 minutes
- ▶ **Light foot traffic:** 3 hours
- ▶ **Install flooring:** 1 - 3 days



Ultraplan



- ▶ Fast hardening levelling and smoothing compound especially suitable for areas subject to wheeled chairs.
- ▶ **Thickness per coat:** 1 to 15 mm
- ▶ **Setting time:** 50 - 70 minutes
- ▶ **Light foot traffic:** 3 hours
- ▶ **Install flooring:** 12 hours



Ultraplan Fast Track



- ▶ Ultra-fast drying levelling compound used in interiors to level flooring prior to installing timber, carpet, vinyl, LVT planks, ceramic or stone flooring
- ▶ **Thickness per coat:** 1 to 10mm
- ▶ **Setting time:** 30 minutes
- ▶ **Light foot traffic:** 1 hour
- ▶ **Install flooring:** 2 hours

REPAIR MORTARS



Planiprep SC



- ▶ Premium interior skimcoating and patching compound used for filling minor voids, holes and cracks in concrete.
- ▶ **Thickness per coat:** 0 to 25 mm
- ▶ **Pot life / working time:** 16 - 22 minutes
- ▶ **Initial set:** 20 - 30 minutes
- ▶ **Final set:** 30 - 90 minutes
- ▶ **Colour:** Grey



Mapecem Quickpatch




- ▶ High performance, high flow, versatile, fast setting mortar used for patching interior / exterior concrete surfaces including concrete floors, driveways, footpaths and concrete slabs.
- ▶ **Thickness per coat:** 0 - 75mm
- ▶ **Pot life:** 20 minutes
- ▶ **Open time:** 5 - 20 minutes
- ▶ **Initial set:** 35 - 40 minutes
- ▶ **Final set:** 50 minutes
- ▶ **Drying time:** 16 hours (curing time)
- ▶ **Colour:** Natural Grey

SELF-LEVELLING SMOOTHING COMPOUND SELECTION CHART


MAPEI PRODUCTS
MATCHED TO
DIFFERENT THICKNESSES,
AREAS OF USE AND
SUBSTRATES

THICKNESS							WHERE TO USE			
1 - 10 mm	1 - 15 mm	0 - 25mm	3 - 20 mm	3 - 30 mm	3 - 70 mm	0 - 75 mm	Internal	External	Walls	Floors

SELF-LEVELLING SMOOTHING COMPOUNDS

Adesilex P4			•				•	•		•
Latexplan Trade	•						•			•
Novoplan 21	•						•			•
UC Leveller					•		•			•
Ultraplan		•					•			•
Ultraplan Eco	•						•			•
Ultraplan Maxi				•			•			•
Ultraplan Fast Track 	•						•			•

REPAIR MORTARS

Planiprep SC			•				•		•	•
Mapecem Quickpatch 						•	•	•		•

- 1 - we recommend applying a coat of **Eco Prim T Plus** diluted at a ratio of 1:2 with water beforehand
- 2 - may only be used after applying **Eco Prim T Plus** (undiluted) or **Mapeprim SP**
- 3 - only after running the heating system (EN 1264-4)
- 4 - we recommend applying a coat of **Eco Prim T Plus** (undiluted), **Mapeprim SP** or **Eco Prim Grip** (for quick applications)
- 5 - if timber flooring or parquetry is being installed, the layer must be at least 3 mm thick

COMPOUNDS AND REPAIR MORTARS

SUBSTRATES							RECOMMENDED FOR LAYING:			EN 13813 CLASSIFICATION
Cementitious screeds	Heated screeds	Concrete	Ceramics, stone material, terrazzo, flagstones	Bonded parquet, plywood, marine plywood	Substrates treated with Primer MF or Maapeproof 1K Turbo	Metallic surfaces	Ceramics and stone material	Resilient and textile coatings	Timber and parquetry	
●	●2	●	● Δ		●2*					
●1	●3	●1	●4 Δ	●2	●2*	●2	●	●	●	CT 30 F7 A3 -s1
●1	●3	●1	●4 Δ		●2*		●	●		CT C25-F7 A2fl
●1	●3	●1	●4 Δ		●2*		●	●		CT C25 F7
●1	●3	●1	●4 Δ		●2*		●	●	●5	CT C30 F7 A2 _{fl} -s1
●1	●3	●1	●4 Δ		●2*		●	●	●5	CT C30 F7 A2 _{fl} -s1
●1	●3	●1	●4 Δ		●2*		●	●		CT C35 F7 A2 _{fl}
●1	●3	●1	●4 Δ		●2*		●	●		CT C50 F7 A2 _{fl} -s1
		●	● Δ	●*	●2*		●	●		
●		●	● Δ		●2*		●	●		

* Primer must be applied undiluted within 24 hours of Moisture Vapour Barrier drying

Δ The surface should be washed with a neutral detergent, then rinsed and dried before application




THIXOTROPIC SMOOTHING COMPOUNDS

THIXOTROPIC SMOOTHING COMPOUNDS



Nivorapid


- ▶ Ultra-fast setting thixotropic cementitious levelling mortar for horizontal or vertical surfaces with very low emission of volatile organic compounds (VOC).
- ▶ **Pot life:** 15 minutes
- ▶ **Setting time:** 20 minutes
- ▶ **Light foot traffic:** 2 hours



Nivorapid + Latex Plus

- ▶ Ultra-fast setting thixotropic cementitious levelling mortar for horizontal or vertical surfaces for thicknesses from 1 to 20 mm, with very low emission of volatile organic compounds (VOC).
- ▶ Admixture to be mixed with **Nivorapid** to improve the deformability and adhesion onto difficult surfaces.

PRIMERS



Eco Prim Grip

- ▶ Multi-purpose, ready-to-use bonding promoter primer for use on both internal and external walls and floors. Ideal to improve the bond of adhesives for ceramics and smoothing and levelling compounds on non-absorbent surfaces.
- ▶ **Waiting time before applying render:** 15-20 minutes
- ▶ **Waiting time before applying smoothing compound:** 30 minutes
- ▶ **Packaging:** 5kg and 10kg buckets



Eco Prim T Plus

- ▶ All-purpose primer for interiors to improve adhesion of levelling compounds on all absorbent and non-absorbent surfaces.
- ▶ solvent-free
- ▶ apply by brush or roller
- ▶ **Drying time over concrete/wood:** 15-20 minutes
- ▶ **Drying time over ceramic:** 30-40 minutes
- ▶ **Packaging:** 5kg and 20kg drums



Mapeprim SP

- ▶ Two-component, solvent free primer to ensure perfect bonding with smoothing and levelling compounds and cementitious mortars on non-absorbent and difficult substrates - **very low VOC**
- ▶ **Pot Life:** approx 3 hours
- ▶ **Waiting time before applying smoothing compound:** 1 to 3 hours
- ▶ **Time limit for application of smoothing compound:** within 24 hours
- ▶ **Packaging:** 4kg kit

MOISTURE VAPOUR BARRIERS



Mapeproof 1K Turbo

- ▶ Moisture vapour barrier for cement-based substrates up to 95% RH
- ▶ 1 coat application
- ▶ 1 part component – no mixing required
- ▶ Install timber flooring within 2-3 hours using **Ultrabond P990 1K** or **Ultrabond Eco S955 1K**
- ▶ Solvent-free
- ▶ **Pot Life:** ready mixed
- ▶ **Loss of Tack:** after 30 – 40 minutes
- ▶ **Set to Light Foot Traffic:** 60 minutes
- ▶ **Packaging:** 10kg drum





Primer MF

- ▶ Moisture vapour barrier for cement-based substrates up to 100% RH
- ▶ 2 part component – simply mix together and apply
- ▶ Direct bond timber flooring using **Ultrabond P990 1K** or **Ultrabond Eco S955 1K**
- ▶ Solvent-free
- ▶ **Pot Life:** 45-180 mins depending on temperature during application
- ▶ **Set to Light Foot Traffic:** 9-24 hours depending on temperature during application
- ▶ **Packaging:** 6kg kit

THIXOTROPIC SMOOTHING COMPOUND SELECTION CHART

MAPEI PRODUCTS
MATCHED TO DIFFERENT
THICKNESSES, AREAS OF
USE AND SUBSTRATES

	THICKNESS	WHERE TO USE			
	3 - 20 mm	Internal	External	Walls	Floors
Nivorapid 	●	●		●	●
Nivorapid + Latex Plus 	●	●		●	●

1 - may only be used after applying **Eco Prim T Plus** or **Mapeprim SP**

2 - only after running the heating system (EN 1264-4)


3 - apply **Eco Prim Grip** prior to application

OUNDS

SUBSTRATES									RECOMMENDED FOR LAYING:			EN 13813 CLASSIFICATION
Cementitious screeds	Heated screeds	Concrete	Ceramics, stone material, terrazzo, flagstones	Bonded parquet, chipboard, marine plywood	Metallic surfaces	Natural finish render	Lime-based render	Plasterboard	Ceramics and stone material	Resilient and textile coatings	Parquetry	
●	● ²	●	● ³ Δ			●	● ¹	●	●	●	●	CT C40 F10 A2 _{ii} -s1
●	● ²	●	● Δ	●	●	●	● ¹	●	●	●		CT C40 F10 A2 _{ii} -s1

Δ The surface should be washed with a neutral detergent, then rinsed and dried before application

MAPEI's research at the forefront



MAPEI's Research and Development laboratories are also at the forefront in the research into self-levelling and thixotropic smoothing compounds, using the most innovative testing and analytical methods. In particular, the application of new experimental techniques allows MAPEI to optimise the characteristics of their own self-levelling compounds according to requirements, which are dimensionally stable, with high self-levelling capacities, high mechanical strength and excellent workability.

FLOW TEST


The characteristics of smoothing compounds are tested using rheology tests, such as the Flow Test: the fresh mix is poured into a cylinder which is closed at the bottom by a sliding plate. The sliding plate is then removed so that the product may flow onto a sheet of glass positioned below the cylinder. The product forms a circle, the diameter of which is then correlated to the self-levelling capacity of the product. The minimum expansion value for MAPEI self-levelling smoothing compound, measured within 20 minutes, is equal to 13-14 cm, according to the type of product.

SHRINKAGE AND EXPANSION

The reaction of cement to hydration provokes variations in volume of the smoothing compound. These reactions are transformed into movement which, through correct formulation, must be contained in order to avoid unwanted phenomena on site, such as cracking or detachment. MAPEI's Research laboratories have always been highly involved in these problems, and have developed a method which allows movement (shrinkage and expansion) developed by cementitious products to be quantified. The freshly-mixed product is poured into a silicone mould with a layer of metallic mesh, embedded on the bottom. Once the product has hardened, it is extracted from the mould and the curve it forms is measured. The same measurement is then carried out later.

The type of curve allows the behaviour of the product to be determined:

- A** - The centre of the sample is lower compared with the edges: shrinkage has taken place
- B** - The sample is not curved: the product is stable over time
- C** - The centre of the sample is higher compared with the edges: expansion has taken place



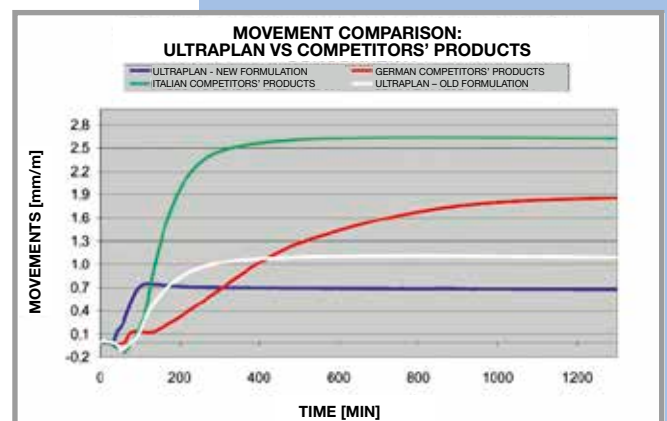
However, the method described above only allows dimensional variations of the samples to be measured after hardening, and does not allow the behaviour of the product during the plastic phase to be monitored. It is during this phase that the product is subject to higher transformation of its mechanical properties, passing from a fluid state to a solid state.

This phase is particularly critical and important, and in order to take place under controlled conditions, and to guarantee absolute stability during laying, the chemical composition of the self-levelling product must allow for expansion to take place which, at least partially, eliminates movement due to shrinkage.

To monitor the movements during the plastic phase, MAPEI Research laboratories use what is known as the "Thin Film" method.

The sample is poured onto a polyethylene film on a rigid support base contained by a rubber frame, which may be deformed so as not to impede movement. It varies in height in order to simulate various application thicknesses. Two cubes of polystyrene are then placed on the sample, which float on the surface.

These cubes reflect laser beams and measure their return time, the variation in which is an index of expansion and shrinkage of the product. For example, the diagram illustrates the curve recorded by the movement sensor during the plastic phase of **Ultraplan** (new and old composition) and two products produced by rival manufacturers.





MECHANICAL STRENGTH

To measure the mechanical characteristics required for various smoothing compounds, compressive and flexural strength, tests are carried out on samples at various curing stages.

ABRASION RESISTANCE

Abrasion resistance for all smoothing compounds is measured on 4 mm thick samples at 7 and 28 day intervals. The parameter measured is loss in weight of the sample: the lower the loss, the better the abrasion resistance.



VOC MEASUREMENTS


One of the main driving forces behind MAPEI research is the target of developing products which are less and less hazardous for those who use them, and which also have a lower impact on the environment. An environmental simulation chamber has been developed, initially by the research centre in Laval in Canada, followed by the research centre in Milan. This is a special piece of equipment which is able to measure the emissions of volatile organic compounds (VOC), even at very low levels. Thanks to this technology, MAPEI laboratories have developed a complete range of products, including **Ultraplan Eco** self-levelling compound. It is characterised by an extremely low level of volatile organic compounds (VOC) which, since October 2005, has been certified and identified as EMICODE-EC1 by GEV (Gemeinschaft Emissionskontrollierter Verlegewerkstoffe, Klebstoffe und Bauprodukte e.V.), an association for the control of emissions from products for floors.





ANALYTICAL METHODS

The capacity to analyse raw materials and to identify their potential is fundamental for the technological development of new products, and to optimise existing ones. With this aim in mind, MAPEI laboratories use the most advanced instruments and techniques to carry out chemical and chemical-physical analysis, such as X-ray diffractometers, spectrophotometers, all types of chromatography and an ESEM-FEG microscope. There are also several other analytical techniques, which are capable of assessing each single characteristic of the various products, including self-levelling compounds.





● **Technical documentation**

From the technical area menu you can view the technical documentation divided per product lines and type of document.

MAPEI AUSTRALIA
180 Viking Drive
Wacol Qld 4076
Phone: 07 3276 5000
Fax: 07 3276 5076
Email: sales@mapei.com.au
Web: www.mapei.com.au

MAPEI NEW ZEALAND
30 Fisher Crescent
Mt Wellington Auckland New Zealand
Phone: +64 9 921 1994
Fax: +64 9 921 1993
Email: enquiries@mapei.co.nz
Web: www.mapei.co.nz

