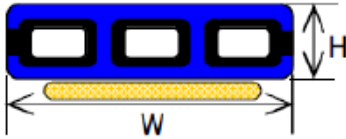


We confirm the characteristics of Hydrotite CJ-0725-3K-AD-EX as follows.

## SHAPE AND SIZE



Grade	Dimensions (mm)	
	H	W
CJ-0725-3K-AD-EX	7	25

## PACKAGING

Contents: 10m x 4 rolls/carton  
 Carton size: 34cm x 34cm x 17cm

## MAIN COMPONENT

Hydrophilic portion (Blue): Chloroprene rubber, hydrophilic resin  
 Non-hydrophilic portion (Black): Chloroprene rubber

## PHYSICAL PROPERTIES

Item	Unit	Hydrophilic rubber		Non-hydrophilic rubber		Test method
		Spec.	Result	Spec.	Result	
Hardness	-	A50±5	A52	50±5	A53	JIS K 6253
Tensile Strength	MPa	Min. 2.00	3.61	Min. 8.8	10.5	JIS K 6251
Elongation	%	550	630	Min. 400	475	JIS K 6251



## SWELLING PROPERTIES

Specimen: Pressed rubber sheet made of the same compound of hydrophilic portion  
 Test water: Distilled water  
 Temperature: 23°C  
 Immersion terms: 14 days

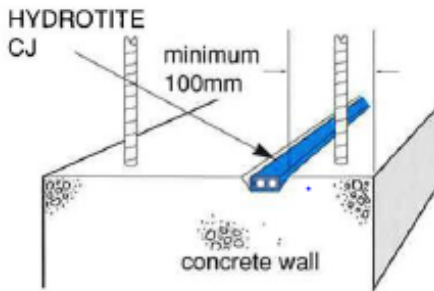
Item	Unit	Spec	Result	Test method
Volume expansion rate	%	Min. 500	746	In house test

\*Expansion rate can vary in salt or contaminated water  
 Note: The results shown above are just the measured values and not the specific figures. For further information see the Safety Data Sheet.

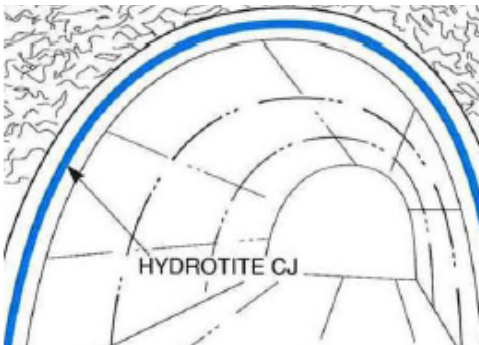
## AREAS OF APPLICATION

### 1. Wall joints

Position Hydrotite centrally or towards either edge if preferred.

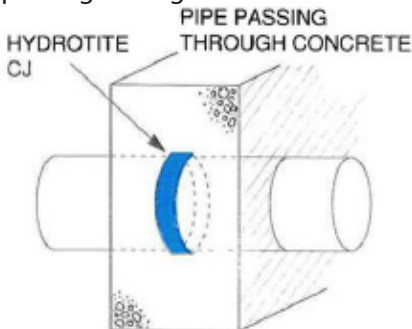


### 2. Joints of lining concrete for NATM Tunnel & Shield Tunnel N.A.T.M (New Austrian Tunneling Method)



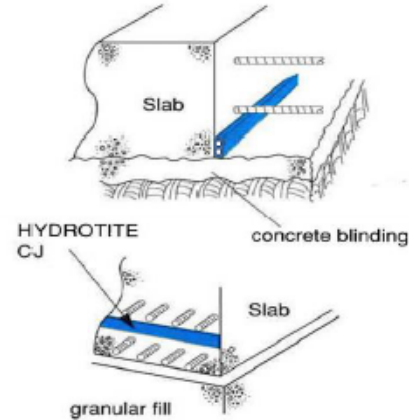
### 3. Pipes passing through concrete

Position Hydrotite around pipes and other fittings passing through concrete.



### 4. Slab joints

Position Hydrotite centrally or towards either edge if preferred.



### 5. Precast concrete joints (Box culvert, precast concrete panels)

Profile thicker than the design gap dimension should be selected from the profile list for best results.

Adhere Hydrotite to the groove with Neoprene adhesive continuously.

Precast concrete panes should be connected with bolts each other.

